

ColorFlo® Liquid Color Card

SOLOMON COLORS



413 Colony Red




413 Clay




413 Fox Red




413 Terra Cotta



417 Rose



417 Brick Red



417 Paver Red



417 Apple Red



489 Dusty Rose



489 Light Plum



489 Redwood



489 Dark Redwood



288 Rosemary



288 Ginger



288 Bamboo



288 Straw



750 Desert Tan




750 Salmon



750 Prairie Tan



750 Peach



775 Sand



775 Cedar



775 Camel



775 Sedona



757 Buckwheat



757 Pecan



757 Antique Gold



757 Old Gold



755 Trail Dust



755 Driftwood



755 Spice



755 Apricot

These color chips represent shades of Integral Colors based on 94 lbs. gray Type I-II Portland cement with 4" slump. Use this chart as a guideline only. The colors may not exactly represent the final color. Shade variations of cement and aggregate plus variations in the volume of water, the addition of admixtures and other additives may have an effect on the design mix and final color. We recommend that a test slab be poured and approved prior to the start of the job.



			
306 Canvas	306 Toffee	306 Burlap	306 Cinnamon
			
238 Thyme	238 Doeskin	238 Buttercup	238 Marigold
			
338 Earthen	338 Rawhide	338 Buckskin	338 Leather
			
385 Taupe	385 Lava	385 Buffalo	385 Bark
			
242 Sandstone	242 Sahara	242 Sandalwood	242 Nutmeg
			
492 Mauve	492 Merlot	492 Lilac	492 Garnet
			
467 Ash	467 Oyster	467 Orchid	467 Rustique
			
920 Slate	920 Smoke	920 Charcoal	920 Onyx